

Scaled data based on original data using  
LM-79-08 Approved Method: Electrical and Photometric Measurements of Solid-  
State Lighting Products

Test Report Prepared for  
Cooper Lighting Solutions  
(formerly Eaton)

Brand: STREETWORKS

Report Number: P300663

Luminaire Tested: **GAA-AF-01-LED-U-AFL-800-HSS**

Issue Date: 3/3/2020

**Test Information**

Test Method: LM-79-08  
Report Number: P300663  
TEST IS SCALED FROM IESNA LM-79-08 TEST DATA (P24297)  
Test Lab: INNOVATION CENTER P2  
Issue Date: 3/3/2020  
Manufacturer: COOPER LIGHTING SOLUTIONS (FORMERLY EATON)  
Product Line: STREETWORKS  
Catalog Number: GAA-AF-01-LED-U-AFL-800-HSS  
Description: GALLEONNAIRE AREA AND ROADWAY LUMINAIRE  
(1) 70 CRI, 4000K CCT 800mA LIGHTSQUARE WITH 16 LEDS EACH AND Automotive Frontline WITH HOUSESIDE SHIELD OPTICS  
Light Source: -  
Ballast/Driver: -

**Summary**

Lumens per Lamp: N/A  
Luminaire Lumens: 3744.5 lumens  
Efficiency: N/A  
Efficacy: 85.1 lumens/watt  
Luminous Opening: Rectangular (W 0.5' x L: 0.5' x H: 0')  
IES Classification: Type II - Short - Full Cutoff  
BUG Rating: B0 - U0 - G0  
  
Input Watts (W): 44  
Input Voltage (V): NR  
Input Current (Ain): NR  
Voltage Rise (V): NR  
Power Factor: NR  
Total Harmonic Distortion (THDi): NR  
Frequency (hertz): 60  
Stabilization Time: NR  
Operation Time: NR  
Ambient Temperature (°C): NR  
Test Distance: 28.75 FT

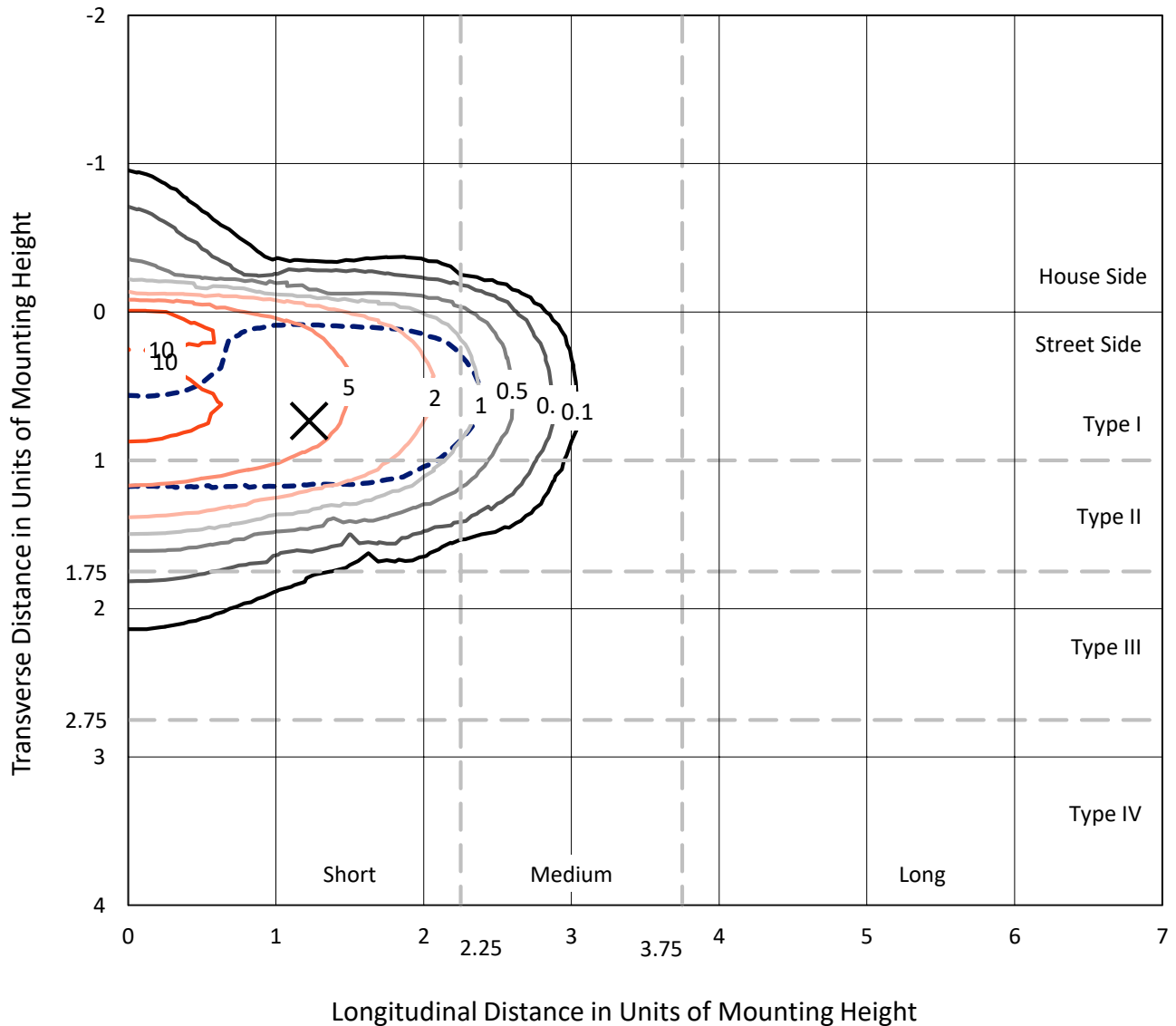


REPORT NUMBER: P300663

CATALOG NUMBER: GAA-AF-01-LED-U-AFL-800-HSS

### Iso-Footcandle Lines of Horizontal Illumination

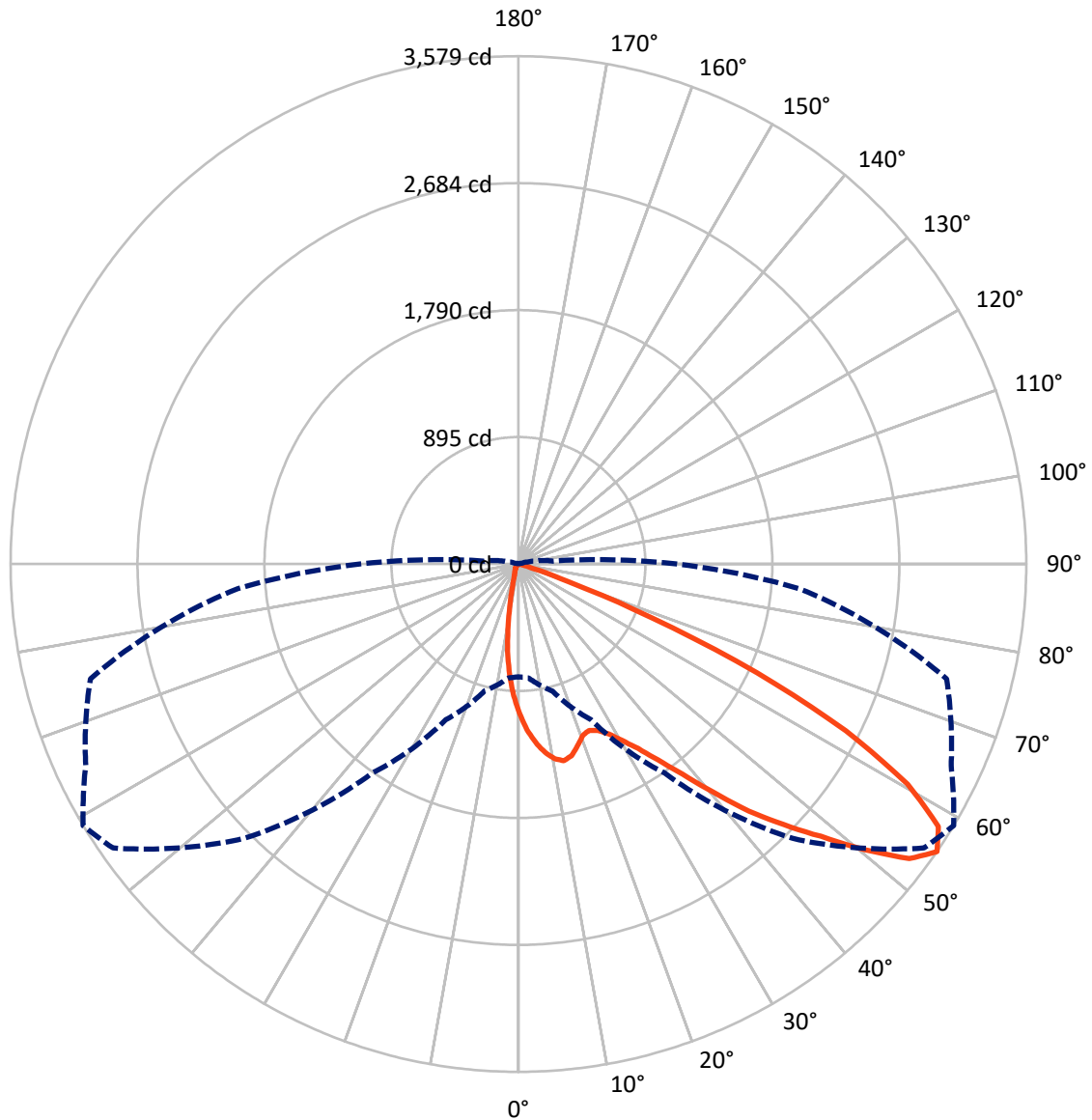
✕ Max cd  
 - - - 1/2 Max cd



Based on 10 foot mounting height. Maximum calculated value = 13.1 fc  
 Type II - Short - Full Cutoff

REPORT NUMBER: P300663  
CATALOG NUMBER: GAA-AF-01-LED-U-AFL-800-HSS

### Luminous Intensity Polar Plot



— Vertical Plane Through 59-Deg Lateral    - - - Horizontal Cone Through 55-Deg Vertical

REPORT NUMBER: P300663

CATALOG NUMBER: GAA-AF-01-LED-U-AFL-800-HSS

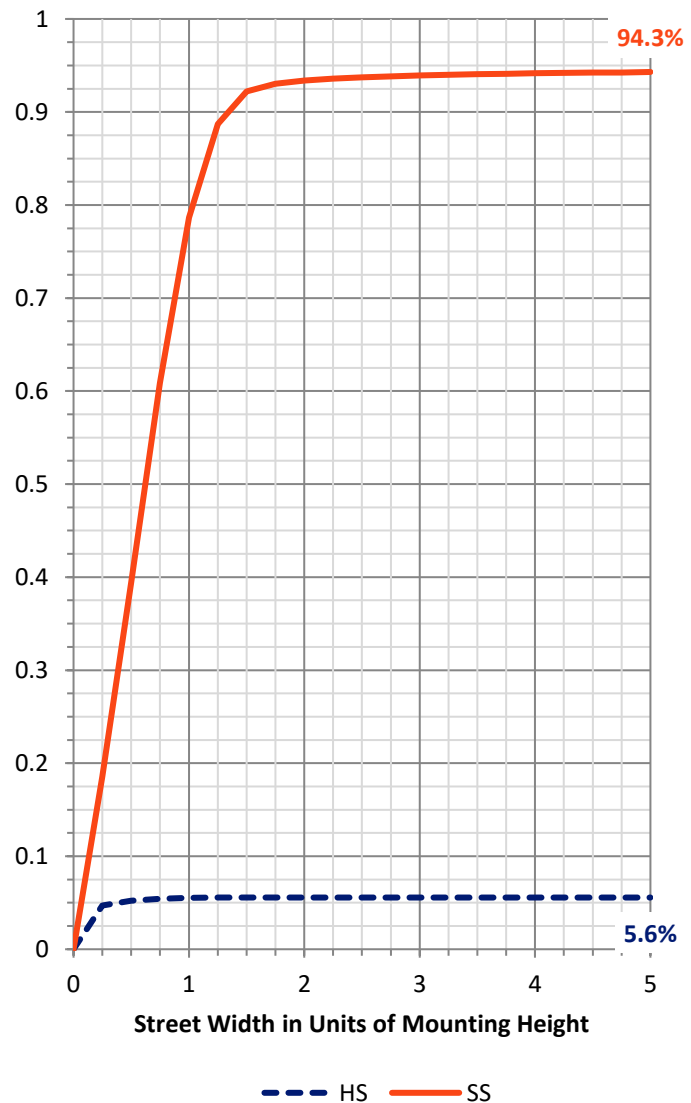
**FLUX DISTRIBUTION:**

		Downward	Upward	Total
<b>House Side</b>	Lumens	209.2	0.0	209.2
	% Fixture	5.6	0.0	5.6
<b>Street Side</b>	Lumens	3535.3	0.0	3535.3
	% Fixture	94.4	0.0	94.4
<b>Total</b>	Lumens	3744.5	0.0	3744.5
	% Fixture	100.0	0.0	100.0

**ZONAL LUMENS:**

Zone	Lumens	% Fixture
0°-10°	88.3	2.4
10°-20°	211.4	5.6
20°-30°	359.7	9.6
30°-40°	618.6	16.5
40°-50°	955.1	25.5
50°-60°	960.1	25.6
60°-70°	492.4	13.1
70°-80°	53.4	1.4
80°-90°	5.6	0.1
90°-100°	0.0	0.0
100°-110°	0.0	0.0
110°-120°	0.0	0.0
120°-130°	0.0	0.0
130°-140°	0.0	0.0
140°-150°	0.0	0.0
150°-160°	0.0	0.0
160°-170°	0.0	0.0
170°-180°	0.0	0.0
0°-90°	3744.5	100.0
0°-180°	3744.5	100.0

**Coefficient of Utilization**



REPORT NUMBER: P300663

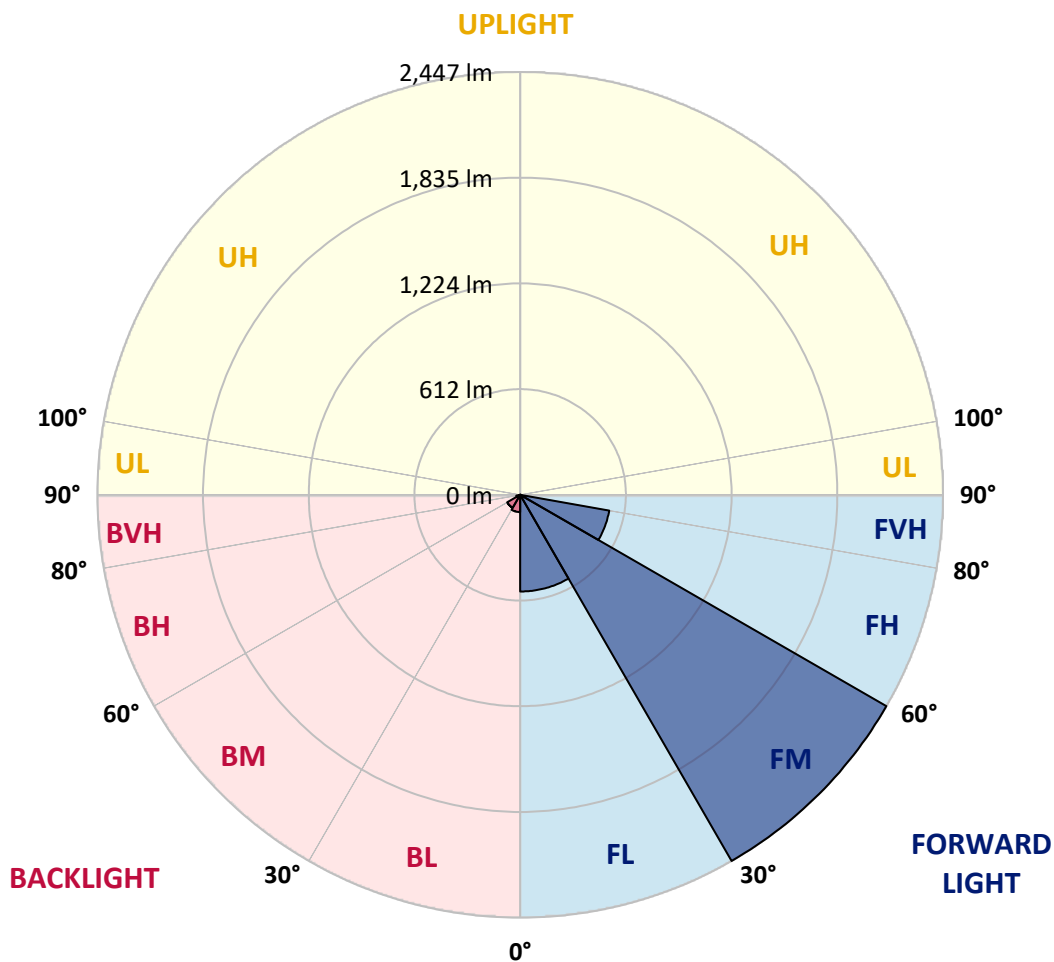
CATALOG NUMBER: GAA-AF-01-LED-U-AFL-800-HSS

**LUMINAIRE CLASSIFICATION SYSTEM LUMEN TABLE AND BUG RATING:**

Zone		Lumens	% Fixture	Zone Rating/Lumen Limit		
				B	U	G
FL	(0°-30°)	559.5	14.9			
FM	(30°-60°)	2447.0	65.3			
FH	(60°-80°)	523.3	14.0			G0/660
FVH	(80°-90°)	5.5	0.1			G0/10
BL	(0°-30°)	99.8	2.7	B0/110		
BM	(30°-60°)	86.8	2.3	B0/220		
BH	(60°-80°)	22.4	0.6	B0/110		G0/110
BVH	(80°-90°)	0.1	0.0			G0/10
UL	(90°-100°)	0.0	0.0		U0/0	
UH	(100°-180°)	0.0	0.0		U0/0	

**BUG Rating: B0-U0-G0**

Type II Short





REPORT NUMBER: P300663

CATALOG NUMBER: GAA-AF-01-LED-U-AFL-800-HSS

**CANDELA DISTRIBUTION (FULL):**

	0°	5°	15°	25°	35°	45°	55°	59°	65°	75°	85°
0°	1054.1	1054.1	1054.1	1054.1	1054.1	1054.1	1054.1	1054.1	1054.1	1054.1	1054.1
2.5°	1247.2	1233.9	1230.0	1227.3	1215.2	1199.9	1179.1	1169.4	1149.5	1117.5	1078.1
5°	1361.4	1359.0	1350.2	1345.3	1332.3	1310.6	1277.5	1261.6	1230.0	1176.0	1105.5
7.5°	1311.5	1326.7	1338.9	1359.2	1384.9	1384.0	1356.1	1339.6	1304.2	1233.1	1136.0
10°	1118.6	1131.0	1150.8	1197.0	1291.2	1374.3	1407.0	1395.0	1366.7	1285.4	1165.4
12.5°	1080.8	1079.5	1083.0	1096.5	1145.8	1264.2	1398.3	1422.4	1416.7	1333.4	1193.3
15°	1100.9	1099.4	1098.9	1103.6	1115.5	1165.4	1333.6	1402.8	1447.2	1377.8	1216.9
17.5°	1157.3	1150.6	1147.1	1143.3	1139.8	1152.2	1255.8	1347.7	1451.8	1416.7	1236.6
20°	1253.8	1242.8	1229.7	1208.5	1188.6	1182.4	1223.1	1291.2	1435.2	1446.3	1249.4
22.5°	1375.1	1361.0	1338.5	1299.8	1259.3	1235.9	1239.2	1273.3	1410.5	1478.6	1255.4
25°	1511.5	1493.4	1463.3	1409.6	1350.2	1308.6	1287.0	1298.9	1399.2	1516.3	1262.2
27.5°	1657.5	1637.4	1598.1	1525.0	1457.6	1401.4	1357.2	1355.7	1418.5	1565.8	1273.3
30°	1802.3	1799.2	1747.9	1670.6	1581.3	1513.0	1449.4	1441.2	1472.1	1634.3	1295.1
32.5°	1995.4	1972.2	1909.5	1829.9	1726.9	1645.0	1569.6	1550.6	1554.6	1714.1	1329.0
35°	2238.9	2213.5	2125.1	2015.3	1900.2	1803.4	1720.1	1694.2	1684.5	1844.7	1386.0
37.5°	2396.3	2395.8	2340.4	2228.6	2105.0	1998.3	1907.7	1877.4	1857.8	2002.5	1474.4
40°	2400.5	2410.9	2418.2	2417.0	2329.1	2230.8	2150.3	2113.0	2067.2	2213.3	1588.6
42.5°	2271.6	2298.4	2362.7	2471.8	2524.0	2484.9	2417.0	2380.4	2312.3	2438.9	1727.8
45°	2097.5	2116.1	2228.6	2429.6	2629.6	2736.8	2685.1	2619.5	2529.7	2674.3	1852.7
47.5°	2019.5	2022.8	2095.5	2316.3	2637.6	2943.2	2974.6	2867.8	2727.3	2863.9	1950.3
50°	1786.4	1792.3	1892.7	2119.8	2544.3	3040.6	3265.4	3164.2	2942.7	3009.9	1985.9
52.5°	1346.4	1354.8	1482.1	1797.0	2288.0	2999.1	3473.5	3449.0	3178.8	3081.3	1987.9
55°	794.4	805.5	927.0	1209.6	1799.6	2734.8	3489.0	3579.2	3365.0	3123.5	1984.8
57.5°	371.0	378.8	448.4	623.2	1119.2	2161.4	3256.1	3489.9	3467.8	3145.8	2006.7
60°	197.1	199.3	216.1	269.8	505.8	1370.5	2801.5	3151.4	3374.1	3176.8	2033.4
62.5°	150.7	151.4	150.5	156.9	212.6	608.3	2117.6	2590.7	2996.9	3153.6	2003.8
65°	130.6	131.7	125.5	124.0	136.3	217.0	1258.0	1846.7	2355.0	2840.4	1802.1
67.5°	117.1	117.6	110.0	103.6	105.8	117.3	496.3	1011.0	1558.8	2082.0	1306.2
70°	107.8	107.4	99.2	89.1	86.2	80.2	157.8	370.6	744.9	1055.8	607.5
72.5°	95.5	95.7	91.7	78.4	71.6	56.1	73.1	108.1	222.3	287.7	142.3
75°	84.6	83.5	78.7	70.3	59.0	36.9	36.2	48.2	68.5	68.1	30.7
77.5°	61.2	60.1	61.7	57.7	45.3	23.9	18.1	23.2	27.8	27.0	8.6
80°	44.9	44.2	39.8	48.0	40.0	16.4	11.3	12.4	14.4	12.2	2.7
82.5°	30.7	30.5	28.1	26.5	22.8	9.9	7.1	7.7	9.3	6.9	1.3
85°	4.9	5.5	20.3	16.1	13.5	4.4	4.9	5.3	6.2	3.8	0.4
87.5°	0.0	0.0	9.5	8.4	2.7	1.8	2.9	3.1	3.1	2.0	0.0
90°	0.0	0.0	0.0	0.0	0.0	0.0	0.0	0.0	0.0	0.0	0.0



REPORT NUMBER: P300663

CATALOG NUMBER: GAA-AF-01-LED-U-AFL-800-HSS

**CANDELA DISTRIBUTION (continued):**

	90°	95°	105°	115°	125°	135°	145°	155°	165°	175°	180°
0°	1054.1	1054.1	1054.1	1054.1	1054.1	1054.1	1054.1	1054.1	1054.1	1054.1	1054.1
2.5°	1058.0	1035.9	995.1	952.9	913.7	867.1	835.1	811.0	783.1	775.6	792.0
5°	1065.3	1023.6	935.6	839.9	750.0	650.3	574.1	513.8	459.2	440.6	457.4
7.5°	1076.8	1014.7	871.3	713.8	557.3	401.7	295.2	225.2	180.5	167.3	174.4
10°	1088.3	1001.9	796.8	564.4	350.5	195.6	127.3	101.6	92.1	90.2	91.3
12.5°	1097.8	984.7	706.0	401.3	187.4	104.7	83.3	79.1	77.8	77.8	78.2
15°	1103.6	958.6	598.4	255.2	107.8	79.1	72.7	71.4	71.4	71.6	72.0
17.5°	1102.9	925.5	480.6	154.5	80.7	70.0	66.3	65.2	65.0	65.4	65.6
20°	1094.7	882.1	362.4	101.9	70.3	63.9	60.1	58.1	57.9	58.3	58.8
22.5°	1079.3	828.7	259.2	78.4	63.4	57.9	53.3	51.5	51.5	51.9	52.4
25°	1060.5	763.3	177.2	66.5	57.2	51.5	47.1	45.5	46.0	47.1	47.3
27.5°	1037.0	689.7	120.4	57.0	49.7	45.1	41.8	40.7	41.8	43.3	43.8
30°	1016.9	613.0	86.0	49.3	42.2	38.9	36.9	36.9	38.4	41.3	42.0
32.5°	1001.5	538.7	66.3	43.5	36.7	33.8	32.7	33.8	36.2	39.1	39.8
35°	999.5	477.5	56.1	38.9	32.7	29.8	29.4	31.4	33.8	36.0	36.5
37.5°	1014.7	421.0	50.6	35.1	29.2	26.5	26.1	28.5	30.9	33.6	34.3
40°	1043.7	376.5	46.6	31.6	26.3	23.4	22.5	24.3	27.6	31.2	32.0
42.5°	1081.2	339.9	42.2	28.1	23.4	19.4	18.3	20.3	23.9	27.6	28.7
45°	1117.0	308.3	37.3	24.1	19.7	15.0	14.6	17.2	19.0	22.8	23.6
47.5°	1136.7	280.4	33.1	19.7	15.2	12.2	12.2	12.8	14.6	19.0	19.9
50°	1130.1	258.1	28.7	14.6	10.6	9.3	9.3	9.1	11.7	15.2	15.9
52.5°	1116.8	245.3	24.7	11.3	7.3	6.6	6.0	6.6	8.2	9.7	9.9
55°	1114.8	243.1	20.8	9.1	5.1	4.4	3.3	3.3	3.3	3.1	2.7
57.5°	1130.3	246.6	17.5	7.3	3.8	2.9	1.8	0.0	0.0	0.0	0.0
60°	1146.2	250.4	15.0	5.1	2.7	1.5	0.2	0.0	0.0	0.0	0.0
62.5°	1119.7	242.0	12.6	3.1	2.0	0.7	0.0	0.0	0.0	0.0	0.0
65°	983.6	206.0	9.9	2.2	1.3	0.0	0.0	0.0	0.0	0.0	0.0
67.5°	699.6	137.9	6.6	1.3	0.2	0.0	0.0	0.0	0.0	0.0	0.0
70°	319.3	57.7	4.2	0.4	0.0	0.0	0.0	0.0	0.0	0.0	0.0
72.5°	68.3	17.9	2.9	0.0	0.0	0.0	0.0	0.0	0.0	0.0	0.0
75°	13.9	13.0	1.1	0.0	0.0	0.0	0.0	0.0	0.0	0.0	0.0
77.5°	4.4	20.6	0.0	0.0	0.0	0.0	0.0	0.0	0.0	0.0	0.0
80°	2.7	14.8	0.0	0.0	0.0	0.0	0.0	0.0	0.0	0.0	0.0
82.5°	0.4	2.2	0.0	0.0	0.0	0.0	0.0	0.0	0.0	0.0	0.0
85°	0.0	0.0	0.0	0.0	0.0	0.0	0.0	0.0	0.0	0.0	0.0
87.5°	0.0	0.0	0.0	0.0	0.0	0.0	0.0	0.0	0.0	0.0	0.0
90°	0.0	0.0	0.0	0.0	0.0	0.0	0.0	0.0	0.0	0.0	0.0

(END OF REPORT)